




XL ENERGY LTD.

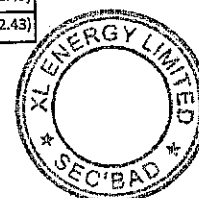
XL Energy Limited							
Regd. Office: C-2, Pooja Plaza, Vikramপুরi, Secunderabad - 500009 CIN: L31300TG1985PLC005244							
Unaudited financial results (Stand-alone) for the Quarter ended 31st December, 2014							
Part I		Rs. In Lakhs					
S.No	Particulars	Quarter ended			Year to Date figures for current Period ended (31/12/2014) Unaudited	Year to Date figures for current Period ended (31/12/2013) Unaudited	Year ended (31/03/2014) Audited
		(31/12/2014) Unaudited	(30/09/2014) Unaudited	(31/12/2013) Unaudited			
1	Income from Operations						
	(a) Net Sales/Income from Operations (Net of Excise Duty)	2.73	138.65	63.23	172.48	193.71	196.88
	(b) Other operating income	0.00	0.00	0.00	0.00	8.51	0.00
	Total Income from operations	2.73	138.65	63.23	172.48	202.22	196.88
2	Expenses						
	(a) Cost of materials consumed	0.05	105.63	0.00	135.86	8.91	69.69
	(b) Purchases of Stock - in - Trade	0.00	0.00	0.20	0.00	0.20	0.00
	(c) Changes in Inventories of finished goods, work in progress and stock in trade	2.50	0.00	47.42	2.50	151.46	136.50
	(d) Employee Benefits Expense	1.25	2.17	11.39	3.42	64.91	2.12
	(e) Depreciation and amortisation expense	11.79	105.46	76.72	117.25	230.15	328.53
	(f) Other expenses	26.15	58.83	26.66	120.50	143.22	218.95
	(g) Provision for bad debts	0.00	0.00	0.00	0.00	0.00	0.00
	Total Expenses	41.75	272.09	162.39	579.53	598.85	755.79
	Profit/(Loss) from Operations before Other Income, finance costs and Exceptional Items (1-2)	(39.02)	(133.44)	(99.16)	(207.05)	(396.63)	(558.91)
3	Other Income	0.00	0.00	0.00	0.00	0.00	10.60
4	Profit/(Loss) from ordinary Activities before finance costs and Exceptional Items (3+4)	(39.02)	(133.44)	(99.16)	(207.05)	(396.63)	(548.31)
5	Finance Costs (Net)	3.65	2.46	0.00	6.11	0.00	4.40
6	Profit/(Loss) from ordinary Activities after finance costs but before Exceptional Items (5-6)	(42.67)	(135.90)	(99.16)	(213.16)	(396.63)	(552.71)
7	Exceptional Items	0.00	0.00	0.00	0.00	0.00	0.00
8	Profit (+)/ Loss (-) from Ordinary Activities before tax (7+8)	(42.67)	(135.90)	(99.16)	(213.16)	(396.63)	(552.71)
9	Tax expense						
	-Current Tax	0.00	0.00	0.00	0.00	0.00	0.00
	-Deferred Tax	0.00	0.00	0.00	0.00	99.15	0.00
	-Deferred Tax for the prior period (Not provided earlier)	0.00	0.00	0.00	0.00	0.00	0.00
10	Net Profit (+)/ Loss (-) from Ordinary Activities after tax (9-10)	(42.67)	(135.90)	(99.16)	(213.16)	(297.48)	(552.71)
11	Extraordinary Items	0.00	0.00	0.00	0.00	0.00	0.00
12	Net Profit(+)/ Loss(-) for the period (11-12)	(42.67)	(135.90)	(99.16)	(213.16)	(297.48)	(552.71)
13	Share of Profit/ Loss of Associates*	-	-	-	-	-	-
14	Minority Interest*	-	-	-	-	-	-
15	Net Profit/(Loss) after taxes, minority interest and share profit/ (Loss) of Associates (13+14+15)	(42.67)	(135.90)	(99.16)	(213.16)	(297.48)	(552.71)
16	(a) Paid up Equity Share Capital (Face Value: Rs.10/- each)	2277.44	2277.44	2277.44	2277.44	2277.44	2277.44
17	(b) Preference Shares (Face Value: Rs.10/- each)	10378.04	10378.04	10378.04	10378.04	10378.04	10378.04
18	Reserve excluding Revaluation Reserves as per balance sheet of previous accounting year						
19 i	Earnings per Share (before Extraordinary items) (of Rs. ---/- each) (Not annualized)						
	(a) Basic	(0.19)	(0.60)	(0.44)	(0.94)	(1.31)	(2.43)
	(b) Diluted	(0.19)	(0.60)	(0.44)	(0.94)	(1.31)	(2.43)
19 ii	Earnings per Share (after Extraordinary Items) of Rs. ---/- (not annualized)						
	Basic	(0.19)	(0.60)	(0.44)	(0.44)	(1.31)	(2.43)
	Diluted	(0.19)	(0.60)	(0.44)	(0.44)	(1.31)	(2.43)

XL ENERGY LIMITED



XL ENERGY LIMITED

Regd. Office: C-2, Pooja Plaza, Vikramপুরi, Secunderabad - 500 009. INDIA
 Tel: +91-40-27883333 Fax : +91-40-27883344
 E-mail : info@xlenergy.co Visit us at www.xlenergy.co





XL ENERGY LTD.

Part II		CIN: L31300TG1985PLC005844					
Information for Quarter Ended 31st December 2014							
A	PARTICULARS OF SHAREHOLDING						
1	Public Shareholding						
	- Number of Shares	18250284	18250284	18250284	18250284	18250284	18250284
	- Percentage of Shareholding	80.14%	80.14%	80.14%	80.14%	80.14%	80.14%
2	Promoters and Promoter Group Shareholding						
	a) Pledged /Encumbered						
	- Number of Shares	4524113	4524113	4524113	4524113	4524113	4524113
	- Percentage of Shares (as a % of the total Shareholding of Promoter and promoter Group)	100.00%	100.00%	100.00%	100.00%	100.00%	100.00%
	- Percentage of Shares (as a % of the total Sharecapital of the Company)	19.86%	19.86%	19.86%	19.86%	19.86%	19.86%
	b) Non-Encumbered						
	- Number of Shares	0	0	0	0	0	0
	- Percentage of Shares (as a % of the total Shareholding of Promoter and promoter Group)	0	0	0	0	0	0
	- Percentage of Shares (as a % of the total Share capital of the Company)	0	0	0	0	0	0

Particulars		3 Months ended (31/12/2014)	
B	Investor Complaints		
	a. Beginning of the Quarter		NIL
	b. Received during the Quarter		NIL
	c. Disposed of during the of Quarter		NIL
	d. Remaining unresolved at the end of the quarter		NIL

Reporting of Segment-wise Revenue, Results and Capital Employed

Particulars	Quarter ended					Rs.in Lakhs
	(31/12/2014) Unaudited	(30/09/2014) Unaudited	(31/12/2013) Unaudited	Year to Date figures for current Period ended (31/12/2014) Unaudited	Year to Date figures for current Period ended (31/12/2013) Unaudited	Year ended (31/03/2014) Audited
1. Segment Revenue						
(a) Segment – TELECOM	0.00	0.00	0.00	0.00	0.00	0.00
(b) Segment – ENERGY	2.73	138.65	63.23	172.48	193.71	196.88
(c) Unallocated	0.00	0.00	0.00	0.00	0.00	0.00
Total	2.73	138.65	63.23	172.48	193.71	196.88
Less: Inter Segment Revenue	0.00	0.00	0.00	0.00	0.00	0.00
Net sales/Income From Operations	2.73	138.65	63.23	172.48	193.71	196.88
2. Segment Results (Profit)(+)/ Loss (-) before tax and interest from Each segment)						
(a) Segment – TELECOM	0.00	0.00	0.00	0.00	0.00	0.00
(b) Segment – ENERGY	(39.02)	(133.44)	(99.16)	(207.05)	(396.63)	(548.31)
Total	(39.02)	(133.44)	(99.16)	(207.05)	(396.63)	(548.31)
Less: (i) Interest	3.65	2.46	0.00	6.11	0.00	4.40
(ii) Other Un-allocable Expenditure net off	0.00	0.00	0.00	0.00	0.00	0.00
(iii) Un-allocable income	0.00	0.00	0.00	0.00	0.00	0.00
Total Profit Before Tax	(42.67)	(135.90)	(99.16)	(213.16)	(396.63)	(552.71)
3. Capital Employed						
(Segment assets – Segment Liabilities)						
(a) Segment – TELECOM	15972.56	15972.56	15972.56	15972.56	15972.56	15972.56
(b) Segment – ENERGY	53013.23	53055.90	46819.17	53013.23	46819.17	53226.39
Total	68985.79	69028.46	62791.73	68985.79	62791.73	69198.95



Notes:

- The above un-audited financial results for the quarter ended 31st December, 2014, reviewed by the Audit Committee of the Board have been approved by the Board of Directors at their meeting held on 13th February, 2015.
- The operations of the company were adversely affected after the global economic downturn worldwide and remain under distress at the current time.
- The company has submitted an OTS proposal with the Banks and the matter is under consideration. Hence interest has not been provided on the loans outstanding.
- Figures for the previous period/year have been regrouped and rearranged wherever necessary.

Place: Secunderabad
Date: 13-02-2015

Statement referred to
in our Report dt. 13.02.15.

For XL Energy Limited
Dinesh Kumar
Managing Director



XL ENERGY LIMITED

C2, Pooja Plaza, Vikramপুরi, Secunderabad - 500 009. INDIA

V.N.RAO., F.C.A.,
(M. No. 18492) PROPRIETOR

Tel: +91-40-27883333 Fax : +91-40-27883344

E-mail : info@xlenergy.co Visit us at www.xlenergy.co

XL ENERGY LIMITED

Dt.13.02.2015

Limited Review Report

To,
The Board of Directors,
XL Energy Limited,
Secunderabad


We have reviewed the accompanying statement of unaudited financial results of **M/s XL Energy Limited for the quarter ended 31st December, 2014** except for the disclosures regarding 'Public Shareholding' and 'Promoter and Promoter Group Shareholding' which have been traced from disclosures made by the management and have not been audited by us. This statement is the responsibility of the Company's Management and has been approved by the Board of Directors. Our responsibility is to issue a report on these financial statements based on our review.

We conducted our review in accordance with the Standard on Review Engagement (SRE) 2400, engagements to Review Financial Statements issued by the Institute of Chartered Accountants of India. This standard requires that we plan and perform the review to obtain moderate assurance as to whether the financial statements are free of material misstatement. A review is limited primarily to inquiries of company personnel and analytical procedures applied to financial data and thus provide less assurance than an audit. We have not performed an audit and accordingly, we do not express an audit opinion.

Based on our review conducted as above, nothing has come to our attention that causes us to believe that the accompanying statement of unaudited financial results prepared in accordance with applicable accounting standards and other recognized accounting practices and policies has not disclosed the information required to be disclosed in terms of Clause 41 of the Listing Agreement including the manner in which it is to be disclosed, or that it contains any material misstatement.

For V N R ASSOCIATES
CHARTERED ACCOUNTANTS


V.N. RAO, F.C.A.,
(M. No.18492) PROPRIETOR



V N R ASSOCIATES
Chartered Accountants
Gr. Floor, H. No. MIGH-358,
APHB, Balaji Nagar, Kukatpally,
Hyderabad - 500 072.
Ph: 23052826, Cell: 9849577090